

 Loading


 Start-up

1 This is Rafael's bedroom. Listen and say the objects and pieces of furniture.




- A. desk
- B. drawer
- C. wall
- D. shelf

- 1. lamp
- 2. photos
- 3. glasses
- 4. watch
- 5. cell phone
- 6. computer
- 7. magazines
- 8. mug
- 9. video game
- 10. wastebasket






2 Look at Rafael's room again and circle the correct word.

1. The (watch / computer) is on the desk.
2. The (glasses / magazines) are on the bed.
3. The (mug / cell phone) is in the drawer.
4. The (shelf / video game) is on the wall.

 See Language
Reload, page 119

Look!

in	on	under
		

Grammar feed

Questions with *Where*

Singular	Plural
Where's the watch? It's in the drawer.	Where are the magazines? They're on the desk.

< Where; verb be >

+ See Language Reload, page 119

Uploading

3 Look at Rafael's room in Activity 1 again. Complete the questions and answers with *is* or *are*. Use *in*, *on*, or *under* in the answers.

Learning Strategy

1
lesson

- Where 's the cell phone? It 's in the drawer.
- Where the photos? They the table.
- Where the pencils? They the mug.
- Where the shelf? It the wall.
- Where the video game? It the desk.
- Where the glasses? They the bed.

Downloading

4 Work with a partner. Imagine this is your bedroom.

Step 1: Place the objects in different parts of your room (use the numbers or draw the objects).

1. magazines 2. video game 3. cell phone 4. watch 5. glasses



Step 2: Now ask your partner where the objects are in his/her bedroom.

A: Where are the magazines?

B: They're on the bed.

1 Júlia and Michele's mom is in their room. Listen and read.



Mom: Look at this mess! Whose cell phone is this?
Júlia: It's Michele's, Mom. My cell phone is in the drawer.
Mom: And whose glasses are these?
Michele: I think they're Júlia's. Yes, look. My glasses are on the desk.
Mom: Girls, this is not good. Please clean this up now!
Júlia: Yes, Mom.
Michele: Sorry, Mom.

2 Read the dialog again and complete the sentences.

- Júlia's _____ is in the _____.
- Michele's _____ are on the _____.

3 Listen again and say the dialog.




 Grammar feed

Questions with *Whose*





Whose cell phone is this?	It's Michele's (cell phone).
Whose glasses are these?	They're Julia's (glasses).

 < *Whose: this, these; verb be* >

 See Language
Reload, page 119

Uploading

4 Complete the questions and answers.

1.  Whose glasses are these? They're Maria's.
2.  _____ are these? _____ Henrique's.
3.  _____ is this? _____ João's.
4.  _____ is this? _____ Priscila's.

5 Listen to the dialogs. Number the pictures as you listen.



Downloading

6 Play a guessing game.

Step 1: Decide who the objects belong to and complete the chart.

Karen	<i>mug</i>
Jim	
Laura	
Pedro	



Step 2: Work with a partner. Try to guess who the objects belong to in your partner's chart. You have one guess per person.

A: Whose mug is this?

B: It's Karen's.

A: Yes, that's right.

A: Whose photos are these?

B: They're Laura's

A: No, they aren't.

iListen

- 1 Diana and Peter are at a hotel with their parents. It is time to go home. Listen to the dialog. Then locate the objects as you hear them.

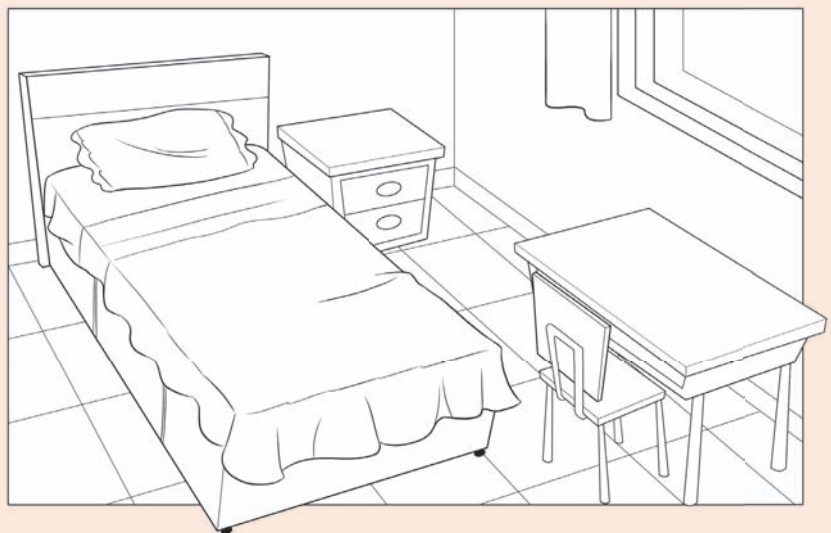


iSpeak

- 2 Picture dictation.

Step 1: Draw these objects in the bedroom.

mug
cell phone
glasses
magazines



Step 2: Work with a partner. Ask him/her questions about the location of the objects in his/her room.

A: Where's the mug?

B: It's on the desk.

Step 3: Draw his/her objects in the picture (use a different color). Then switch roles.

Step 4: Compare your drawing to your partner's. Are they similar?

iRead

3 Look at the text in Activity 4. What kind of text is it?

- a dialog a poem a letter

4 Listen and read the text.



Missing Glasses

Renata Chimim

Where are my glasses?
I thought they were here.
But now I realize they have disappeared!
Are they on the bed or under the armchair?
I can't find them anywhere!
Are they in the drawer or on the overstuffed chair?
They must be somewhere!
My room is a mess,
I must confess...
Or a chaos, as my mom says.
How can I find my glasses if I cannot see?
CRASH!
Oops... I couldn't find them, but they found me!

Word pop-up

anywhere - nenhum lugar
armchair - poltrona
couldn't - não consegui
missing - perdido(a)
must be - deve estar
overstuffed - lotada
realize - perceber
somewhere - algum lugar
thought - pensei

5 Are the glasses still missing?

6 Read the text again. Check (✓) the pieces of furniture that are mentioned in the text.



iWrite

7 Look at the picture in Activity 1 on p. 84. Write sentences about the location of the objects.

The clothes are on the bed.

1 You find a cell phone on the floor at school. What do you do?

- Try to find the owner. Use it to make phone calls.
- Other: _____

Reading Strategy

2 Listen and read the article.



School News

New "Lost and Found" at Clear Creek Middle School



Situation: You find a wallet on the floor. There's money in it, but there's no identification. What do you do?



I look for the owner and return it. If I can't find the owner, I give it to a teacher.
Felicia, 11 years old



I think it's wrong to spend another person's money. I ask everybody until I find the owner.
Paloma, 13 years old



We don't have a Lost and Found at our school. So if I can't find the owner, I keep the money.
Pablo, 12 years old



We now have a Lost and Found department at our school. If you find a lost cell phone, an mp3 player, a watch or anything else, please take it to Joan Sanders, in room 23.

Word pop-up

- find - encontrar
- keep - ficar
- Lost and Found - Achados e Perdidos
- owner - dono
- spend - gastar
- wallet - carteira
- wrong - errado

3 Read the text again. Then write the names of the students.

1. This student asks his/her friends, "Whose wallet is it?" _____ Paloma _____
2. This student keeps the money in the wallet. _____
3. This student gives the wallet to a teacher. _____

Project



1 The objects are misplaced in the house. What's wrong? Describe the problem. Then create your own picture and describe the problem in it.



1

The cell phone is in the refrigerator.



3



2



4

2 Whose glasses are these?

1



She's an American singer.

3



She's a Colombian singer.

2



He's a Brazilian actor.

4



She's an American singer.

3 Can you solve this riddle?



There are two Indians: a big Indian and a little Indian. The little Indian is the big Indian's son but the big Indian is not the little Indian's father. How is this possible?



1 Look at the silhouettes. Then match them to the corresponding words.

1. cell phone 3. computer 5. desk 7. drawer 9. lamp
 2. magazines 4. mug 6. photo 8. video game 10. watch






















2 Look at the picture. Write questions using the words. Then find the objects in the room and write the answers.



1. _____ Where's the mug _____ ? (mug) It's _____ on the desk _____.
2. _____ ? (books) They're _____.
3. _____ ? (cell phone) It's _____.
4. _____ ? (notebook) It's _____.
5. _____ ? (backpack) It's _____.
6. _____ ? (pencils) They're _____.

3 Circle the correct words in the questions and answers.

- Whose books (is / **are**) these? (It's / They're) Julia's.
- Whose watch (is / **are**) this? (It's / They're) Bob's.
- Whose glasses (is / **are**) these? (It's / They're) Mark's.
- Whose video game (is / **are**) this? (It's / They're) Nicole's.
- Whose cell phone (is / **are**) this? (It's / They're) Bob's.
- Whose photos (is / **are**) these? (It's / They're) Tony's.

4 Look at the objects that belong to Mariana and Will. Then answer the questions.



- Whose cell phone is this? It's Mariana's
- Whose magazines are these? _____
- Whose backpack is this? _____
- Whose skateboard is this? _____
- Whose glasses are these? _____
- Whose watch is this? _____
- Whose mugs are these? _____
- Whose computer is this? _____



Check (✓) the box that best describes your performance in this unit.

	Yes!	I need to improve.
1. Fazer e responder perguntas sobre a localização de objetos.	<input type="checkbox"/>	<input type="checkbox"/>
2. Perguntar e responder sobre a posse de objetos (quem é o dono dos objetos).	<input type="checkbox"/>	<input type="checkbox"/>
3. Confirmar a minha compreensão perguntando <i>Does this mean... ?</i> , quando acho que entendi algo.	<input type="checkbox"/>	<input type="checkbox"/>
4. Ao ler, juntar detalhes do texto que possam me ajudar a tirar conclusões sobre a leitura.	<input type="checkbox"/>	<input type="checkbox"/>